

**Specific Scope of Work**  
**Summer Paint 2024**  
**March 8 2024**

## Alexander Elementary School 2024 Paint Scope – EXTERIOR ONLY

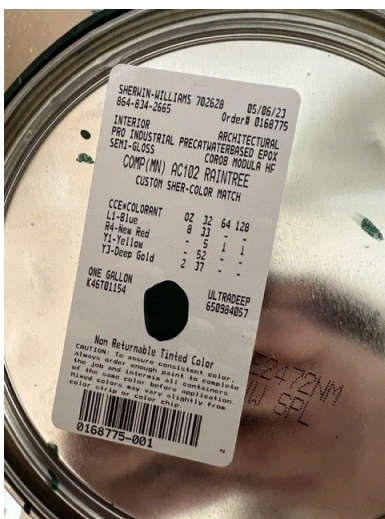
---

- Where applicable, repair all pre-cast joints, minor block joints and sheetrock cracks within painted areas. Patch all holes without screws or hanging equipment.
- PAINT ALL PAINTABLE EXTERIOR SURFACES INCLUDING CEILINGS, UNLESS OTHERWISE NOTED
- EXTERIOR:
  - PAINT CEILINGS AT FRONT ENTRY BRICK STRUCTURE TO MATCH EXISTING
  - PAINT ALL EXTERIOR ENTRY CEILINGS AS APPLICABLE
  - PAINT TRIM AT UNDERSIDE OF BRICK CANOPY TO MATCH EXISTING – ENSURE PROPER PREP
- DO NOT PAINT HOLLOW METAL DOORS AND FRAMES
- DO NOT PAINT COLUMNS




## Berea Middle School 2024 Paint Scope

- PAINT ALL paintable doors, frames, storefronts and mullions, both sides, throughout facility. Prepare surfaces for proper adhesion prior to painting.
- Where applicable, repair all pre-cast joints, minor block joints and sheetrock cracks within painted areas. Patch all holes without screws or hanging equipment.
- Protect all murals unless otherwise noted.
- Protect all prometean boards and parts. Do not disassemble any parts.
- PAINT ALL PAINTABLE INTERIOR SURFACES INCLUDING CEILINGS, UNLESS OTHERWISE NOTED
- START AND STOP ALL ACCENT COLORS @ INSIDE CORNERS, UNLESS OTHERWISE NOTED
- NEW NEUTRAL = SW 7654 LATTICE
- ACCENT 1 = SW 7072 ONLINE
- ACCENT 2 = SW 6690 GAMBOL GOLD
- ACCENT 3 = COLOR MATCH, SEE IMAGE BELOW
- EXTERIOR:
  - PAINT ALL HOLLOW METAL DOORS AND FRAMES SW 6355 FIRED BRICK
  - PAINT EXISTING RED OF CANOPY STEEL SW 6355 FIRED BRICK
  - PAINT UNDERSIDE OF CANOPY SW 7010 WHITE DUCK
  - PAINT ALL EXTERIOR HANDRAILS SW 7048 URBANE BRONZE
- DO NOT PAINT RESTROOMS
- ALL WALLS TO BE NEW NEUTRAL, UNLESS OTHERWISE NOTED
- ALL INTERIOR HOLLOW METAL FRAMES AND DOORS TO BE ACCENT 3
- ALL CLASSROOMS TO BE NEW NEUTRAL WITH ACCENT 1 @ TEACHING WALL, UNLESS OTHERWISE NOTED; TOP PARTIAL BLOCK ON ACCENT WALL TO BE ACCENT 2, NEXT FULL BLOCK TO BE ACCENT 3
- ALL SINGLE OCCUPANT OFFICES TO BE NEW NEUTRAL WITH ACCENT 1 ON WALL ACROSS DOOR; INCLUDE ACCENT STRIPING ON ACCENT WALL
- ALL CORRIDORS NEW NEUTRAL WITH PARTIAL TOP BLOCK TO BE ACCENT 2 AND NEXT FULL BLOCK ACCENT 3; CONTINUE YELLOW STRIPE AT SMALL BULKHEADS VERTICAL AND HORIZONTAL SURFACE; DRINKING FOUNTAIN INSETS TO BE ACCENT 3 INSIDE CORNER TO INSIDE CORNER – MAINTAIN YELLOW STRIPE AT TOP



- ① MEDIA CENTER: PAINT YELLOW & GREEN ACCENT WHERE SHOWN AS INDICATED IN IMAGE BELOW; PAINT COLUMN GREEN; (2) DOOR INSETS ON CORRIDOR SIDES, PAINT GREEN FROM INSIDE CORNER TO INSIDE CORNER – MAINTAIN YELLOW STRIPE AT TOP
- ② NO PAINT
- ③ PRESERVE MURAL
- ④ COVER MURAL
- ⑤ PAINT EXPOSED WOOD PART OF STEPS AND FRONT OF STAGE BLACK
- ⑥ GYMNASIUM: PAINT ACCENT 3 ON EXISTING GREEN WALL; PRESERVE MURAL – CREATE HARD LINES AT VERTICAL JOINT LEFT OF MURAL AND AT SPEAKER RIGHT OF MURAL; MAINTAIN EXISTING GREEN STRIPE WITH NEW GREEN & YELLOW AT WOOD TRIM ABOVE; YELLOW ACCENT, PAINT VERTICAL AND HORIZONTAL SURFACES
- ⑦ ACCENT WHERE SHOWN –ACCENT 1 WITH TOP PARTIAL BLOCK AND NEXT FULL BLOCK ACCENT 2, NEXT 3 FULL BLOCKS ACCENT 3
- ⑧ NEW NEUTRAL THROUGHOUT; PAINT EXISTING GREEN BENCHES ACCENT 1
- ⑨ NOT USED
- ⑩ ACCENT WALL TO MATCH CLASSROOM ACCENT; SOFFIT AT DESK AREA TO BE ACCENT 1 ALL VERTICAL AND HORIZONTAL SURFACES FROM CEILING TO FLOOR
- ⑪ PAINT TOP OF COLUMN NEW NEUTRAL
- ⑫ ACCENT 3 WHERE SHOWN
- ⑬ NOT USED
- ⑭ PAINT YELLOW & GREEN ACCENT WHERE SHOWN AS INDICATED IN IMAGE BELOW
- ⑮ NEW NEUTRAL THROUGHOUT IN THIS SPACE



## **Bethel Elementary School 2024 Paint Scope – ADMIN SUITE ONLY**

---

- PAINT ALL paintable doors, frames, storefronts and mullions, both sides, throughout suite. Prepare surfaces for proper adhesion prior to painting.
- Where applicable, repair all pre-cast joints, minor block joints and sheetrock cracks within painted areas. Patch all holes without screws or hanging equipment.
- Protect all murals unless otherwise noted.
- Protect all prometean boards and parts. Do not disassemble any parts.
- PAINT ALL PAINTABLE INTERIOR SURFACES INCLUDING CEILINGS, UNLESS OTHERWISE NOTED
- START AND STOP ALL ACCENT COLORS @ INSIDE CORNERS, UNLESS OTHERWISE NOTED
- NEW NEUTRAL = SW 7010 WHITE DUCK
- ALL WALLS TO BE NEW NEUTRAL, UNLESS OTHERWISE NOTED
- ALL INTERIOR HOLLOW METAL FRAMES AND DOORS TO MATCH EXISTING
- ALL OFFICES TO BE NEW NEUTRAL, UNLESS OTHERWISE NOTED
- ALL SINGLE OCCUPANT RESTROOMS TO BE NEW NEUTRAL
- EXTERIOR BLOCK WALL AT FRONT LOBBY HAS WATER DAMAGE – ENSURE PROPER PREP

## Blue Ridge Middle School 2024 Paint Scope

---

- PAINT ALL PAINTABLE DOORS, FRAMES, STOREFRONTS AND MULLIONS, BOTH SIDES, THROUGHOUT FACILITY. PREPARE SURFACES FOR PROPER ADHESION PRIOR TO PAINTING.
- WHERE APPLICABLE, REPAIR ALL PRE-CAST JOINTS, MINOR BLOCK JOINTS AND SHEETROCK CRACKS WITHIN PAINTED AREAS. PATCH ALL HOLES WITHOUT SCREWS OR HANGING EQUIPMENT.
- PROTECT ALL MURALS UNLESS OTHERWISE NOTED.
- PROTECT ALL PROMETHEAN BOARDS AND PARTS. DO NOT DISASSEMBLE ANY PARTS.
- PAINT ALL PAINTABLE INTERIOR SURFACES INCLUDING CEILINGS, UNLESS OTHERWISE NOTED
- START AND STOP ALL ACCENT COLORS @ INSIDE CORNERS, UNLESS OTHERWISE NOTED
- NEW NEUTRAL = SW 7010 WHITE DUCK
- ACCENT 1 = SW 7065 ARGOS
- ACCENT 2 = SW 7066 GRAY MATTERS
- ACCENT 3 = SW 7067 CITYSCAPE
- ACCENT 4 = SW 7674 PEPPERCORN
- ACCENT 5 = SW 6601 TANAGER
- EXTERIOR:
  - PAINT ALL EIFS SW 6119 ANTIQUE WHITE
  - PAINT ALL HOLLOW METAL DOORS AND FRAMES TO MATCH EXISTING
  - PAINT OUTSIDE UTILITY BUILDING TO MATCH EXISTING
  - PAINT (2) ATHLETIC SUPPORT BUILDINGS
    - CONCRETE BLOCK BUILDING: BLACK BAND = PEPPERCORN; RED BAND = TWO BLOCKS, TANAGER; WHITE = WHITE DUCK FOR REMAINDER OF BLOCK; PAINT INTERIOR OF BUILDING NEW NEUTRAL
    - WOOD BUILDING: MATCH STRIPES FROM CONCRETE BLOCK BUILDING, MATCH PROPORTIONS OF STRIPES
- ALL WALLS TO BE NEW NEUTRAL, UNLESS OTHERWISE NOTED
- ALL INTERIOR HOLLOW METAL FRAMES AND DOORS TO MATCH EXISTING; ALL METAL TRIM DOOR LIGHTS TO MATCH ADJACENT HM FRAME
- ALL OFFICES TO BE NEW NEUTRAL WITH ACCENT 1 @ WALL OPPOSITE DOOR, UNLESS OTHERWISE NOTED
- ALL CLASSROOMS TO BE NEW NEUTRAL WITH ACCENT 1 @ EXTERIOR WALL, UNLESS OTHERWISE NOTED
- ALL SINGLE OCCUPANT RESTROOMS TO BE NEW NEUTRAL
- GYMNASIUM:
  - ALL WALLS TO BE ACCENT 1
  - CEILING JOISTS AND ALL PAINTED PIPING @ CEILING PLANE TO BE NEW NEUTRAL
  - (2) PRIMARY BASKETBALL BACKBOARD SUPPORTS TO BE NEW NEUTRAL
  - ALL BLACK BASKETBALL BACKBOARD SUPPORTS TO REMAIN UNPAINTED
- LOCKER ROOMS
  - ALL WALLS TO BE ACCENT 1
  - ALL CONCRETE BENCHES UNDER LOCKERS TO BE ACCENT 3
  - ALL GROUP RESTROOMS AND GROUP SHOWERS TO BE ACCENT 1
  - OFFICES & SINGLE OCCUPANT RESTROOMS TO FOLLOW EXPLANATIONS ABOVE
- HEALTH SUITE – ALL WALLS TO BE NEW NEUTRAL; ONE WALL TO BE ACCENT 1 AS NOTED ON PLAN
- MEDIA CENTER
  - ALL WALLS TO BE NEW NEUTRAL, UNLESS OTHERWISE NOTED
  - CURVED DRYWALL SOFFITS AND ADJOINING DRYWALL TO BE ACCENT 2 (HORIZONTAL & VERTICAL SURFACES)

- AUDITORIUM
  - PAINT STAGE FRONT (EXISTING DARK BROWN STAIN) FLAT BLACK
  - PAINT EXISTING BLACK STAGE WALLS BLACK
  - PAINT ALL WALLS NEW NEUTRAL
  - PAINT TOP 2 ½ BLOCKS ACCENT 4. SEE PHOTOGRAPH FOR EXTENT(S) OF ACCENT
- RELATED ARTS CORRIDOR: PAINT ALL SOUND PANELS TO MATCH COLOR OF WALL ON WHICH THEY ARE MOUNTED
- ALL WALLS TO BE NEW NEUTRAL FOR THE FOLLOWING ROOMS:
  - ALL WORKROOMS
  - ROOM 515
  - ROOM 404
  - ROOM 106
  - ROOM 108
- DO NOT PAINT THE FOLLOWING ROOMS:
  - ROOM 109
  - ROOM 107
- ① PAINT ACCENT 3 @ DRINKING FOUNTAIN RECESS; START AND STOP @ INSIDE CORNERS
- ② PROTECT MURAL
- ③ PAINT OVER MURAL(S)
- ④ ATHLETIC CORRIDOR – ALL WALLS NEW NEUTRAL; TOP BLOCK TO BE ACCENT 3
- ⑤ WEIGHT ROOM – PAINT OVER ALL MURALS; ALL WALLS TO BE ACCENT 1; PAINT TOP 2 BLOCKS ACCENT 5; CONTINUE BAND AROUND DRYWALL BUMPOUT ADJACENT TO LOCKER ROOM
- ⑥ CORRIDORS:
  - ALL EXISTING TEAL CEILING JOISTS AND ROOF DECK TO BE NEW ACCENT 3
  - ALL EXISTING BLUE, PURPLE OR MAGENTA DUCTWORK TO BE NEW ACCENT 5
- ⑦ PAINT NEW ACCENT 3; PAINT ALL VERTICAL AND HORIZONTAL DRYWALL SURFACES
- ⑧ PAINT ALL WALLS NEW NEUTRAL
- ⑨ PAINT EXISTING SOFFIT ACCENT 2; PAINT ALL VERTICAL AND HORIZONTAL DRYWALL SURFACES; PAINT CURVED WALLS ADJOINING SOFFITS IN KITCHEN ACCENT 2; PAINT OVER MURAL(S) IN SERVING LINE AREA



## DUNBAR CHILD DEVELOPMENT CENTER 2024 PAINT SCOPE

---

- PAINT ALL PAINTABLE DOORS, FRAMES, STOREFRONTS AND MULLIONS, BOTH SIDES, THROUGHOUT FACILITY. PREPARE SURFACES FOR PROPER ADHESION PRIOR TO PAINTING.
- WHERE APPLICABLE, REPAIR ALL PRE-CAST JOINTS, MINOR BLOCK JOINTS AND SHEETROCK CRACKS WITHIN PAINTED AREAS. PATCH ALL HOLES WITHOUT SCREWS OR HANGING EQUIPMENT.
- PROTECT ALL MURALS UNLESS OTHERWISE NOTED.
- PROTECT ALL PROMETHEAN BOARDS AND PARTS. DO NOT DISASSEMBLE ANY PARTS.
- PAINT ALL PAINTABLE INTERIOR SURFACES INCLUDING CEILINGS, UNLESS OTHERWISE NOTED
- START AND STOP ALL ACCENT COLORS @ INSIDE CORNERS, UNLESS OTHERWISE NOTED
- NEW NEUTRAL = SW 7012 CREAMY
- ACCENT 1 = SW 6222 RIVERWAY
- ACCENT 2 = SW 7059 UNUSUAL GRAY
- ACCENT 3 = SW 7057 SILVER STRAND
- EXTERIOR:
  - PAINT ALL EXTERIOR OF HOLLOW METAL DOORS AND FRAMES GREEN TO MATCH
  - PAINT ALL HANDRAILS AND FRONT ENTRY STEEL SW 7615 SEA SERPENT
  - PAINT COVERED PLAY AREA STEEL SW 7615 SEA SERPENT; ROOF DECK CEILING WHITE
  - PAINT DOWNSPOUT BOOTS GREEN TO MATCH
- ALL WALLS TO BE NEW NEUTRAL, UNLESS OTHERWISE NOTED
- ALL INTERIOR HOLLOW METAL FRAMES PAINT SW 6141 SOFTER TAN
- ALL INTERIOR WINDOW SILLS TO MATCH ADJACENT WALL COLOR
- ALL OFFICES TO BE NEW NEUTRAL, UNLESS OTHERWISE NOTED
- ALL CLASSROOMS TO BE NEW NEUTRAL WITH ACCENT 3 @ EXTERIOR WALL OR WALL OPPOSITE DOOR, UNLESS OTHERWISE NOTED
- ALL SINGLE OCCUPANT RESTROOMS TO BE NEW NEUTRAL
  
- ① PAINT ENTIRE SPACE ACCENT 3
- ② ACCENT 1 WHERE SHOWN (TYPICAL FOR ALL CLASSROOM INSETS)
- ③ ACCENT 2 WHERE SHOWN; PAINT HORIZONTAL AND VERTICAL SURFACES
- ④ PAINT INSIDE TRIM & DOOR SW 6141 SOFTER TAN WHERE SHOWN
- ⑤ ACCENT 3 WHERE SHOWN
- ⑥ PRESERVE MURAL



## FISHER MIDDLE SCHOOL 2024 PAINT SCOPE

---

- PAINT ALL PAINTABLE DOORS, FRAMES, STOREFRONTS AND MULLIONS, BOTH SIDES, THROUGHOUT FACILITY. PREPARE SURFACES FOR PROPER ADHESION PRIOR TO PAINTING.
- WHERE APPLICABLE, REPAIR ALL PRE-CAST JOINTS, MINOR BLOCK JOINTS AND SHEETROCK CRACKS WITHIN PAINTED AREAS. PATCH ALL HOLES WITHOUT SCREWS OR HANGING EQUIPMENT.
- PROTECT ALL MURALS UNLESS OTHERWISE NOTED.
- PROTECT ALL PROMETHEAN BOARDS AND PARTS. DO NOT DISASSEMBLE ANY PARTS.
- PAINT ALL PAINTABLE INTERIOR SURFACES INCLUDING CEILINGS, UNLESS OTHERWISE NOTED
- START AND STOP ALL ACCENT COLORS @ INSIDE CORNERS, UNLESS OTHERWISE NOTED
- NEW NEUTRAL = SW 7071 GRAY SCREEN
- ACCENT 1 = SW 6966 BLUE BLOOD
- ACCENT 2 = SW 7588 SHOWSTOPER
- ACCENT 3 = SW 6178 CLARY SAGE
- ACCENT 4 = SW 7073 NETWORK GRAY
- ACCENT 5 = SW 7074 SOFTWARE
- EXTERIOR:
  - PAINT BALCONIES WHERE PAINTED TO MATCH EXISTING – WALLS, COLUMNS, CEILINGS
  - PAINT CANOPY STRUCTURE STEEL AT FRONT ENTRANCE TO MATCH EXISTING
  - PAINT ALL HOLLOW METAL DOORS AND FRAMES TO MATCH EXISTING
  - PAINT STORAGE BUILDING HOLLOW METAL DOORS AND FRAMES TO MATCH EXISTING
  - DO NOT PAINT STEEL AT CANOPY AT COURTYARD
- ALL WALLS TO MATCH EXISTING EXTENT OF ACCENTS USING NEW NEUTRAL, UNLESS OTHERWISE NOTED
- ALL INTERIOR HOLLOW METAL FRAMES AND DOORS TO MATCH EXISTING
- ALL OFFICES TO BE NEW NEUTRAL WITH ACCENT 1 @ EXISTING ACCENT WALL, UNLESS OTHERWISE NOTED
- ALL CLASSROOMS TO BE NEW NEUTRAL, UNLESS OTHERWISE NOTED
- ALL SINGLE OCCUPANT RESTROOMS TO BE NEW NEUTRAL WITH ACCENT 1 AT EXISTING ACCENT WALL

- ① ACCENT 2 WHERE SHOWN
- ② PAINT SUSPENDED CEILING CLOUDS; GREEN = BLACK, RED = ACCENT 2, BLUE = ACCENT 3, BLUE = ACCENT 4
- ③ MEDIA CENTER: MATCH EXISTING EXTENT NEUTRAL AND ACCENTS WITH NEW NEUTRAL & WHITE; DO NOT PAINT CEILINGS
- ④ ACCENT 3 WHERE SHOWN
- ⑤ ACCENT 4 WHERE SHOWN
- ⑥ MATCH EXISTING ACCENTS WITH NEW BLUE, RED, GREEN INCLUDING ACCENT SOFFIT; DO NOT PAINT CEILINGS
- ⑦ ACCENT 1 WHERE SHOWN
- ⑧ CHANGE GREEN ACCENT IN GROUP RESTROOMS TO NEW NEUTRAL, ALL FLOORS
- ⑨ PAINT GREEN SCREEN; PAINT RUBBER BASE ON WALL TO MATCH GREEN SCREEN
- ⑩ MATCH TOP WHITE ACCENT; FIRST PARTIAL BLOCK PAINT ACCENT 5; CONCRETE PANEL BELOW ACCENT 2 TO JOINT; LOWER CONCRETE PANEL NEW NEUTRAL
- ⑪ PAINT EXISTING WHITE CEILING WHITE; TOP GRAY ABOVE UPPER JOINT = ACCENT 2; NEXT LARGE PORTION = ACCENT 5; BOTTOM PORTION ACCENT 4; INSETS AT DOORS AND DRINKING FOUNTAINS ACCENT 5
- ⑫ PAINT STAGE FRONT BLACK; GYPSUM WALL BOARD AREA AROUND STAGE PAINT ACCENT 5
- ⑬ MATCH ACCENT SCHEME DESCRIBED IN ⑩
- ⑭ PAINT SMALL SOFFIT ACCENT 2, VERTICAL & HORIZONTAL FACES
- ⑮ CAFETERIA: EXISTING BLUE = ACCENT 5; EXISTING GREEN = ACCENT 4; CLERESTORY VERTICAL SURFACES = ACCENT 2; CEILINGS CEILING WHITE; WALL LEFT OF SERVING LINE TO DOUBLE DOORS = ACCENT 5
- ⑯ STAIRWELLS: PAINT HANDRAILS AND VERTICAL RAILS DOWN TO STRINGER ACCENT 2; STRINGER STEEL AND ALL OTHER STEEL MATCH EXISTING; LANDING WALL, PAINT 3 VERTICAL STRIPES AS DESCRIBED: ALIGN ACCENTS FLOOR TO CEILING WITH STAIR TREAD CENTER – NEW NEUTRAL ON LEFT, ACCENT 4 MIDDLE, ACCENT 5 ON RIGHT

## **GOLDEN STRIP BUS CENTER 2024 PAINT SCOPE**

---

- PAINT ALL PAINTABLE DOORS, FRAMES, STOREFRONTS AND MULLIONS, BOTH SIDES, THROUGHOUT FACILITY. PREPARE SURFACES FOR PROPER ADHESION PRIOR TO PAINTING.
- WHERE APPLICABLE, REPAIR ALL PRE-CAST JOINTS, MINOR BLOCK JOINTS AND SHEETROCK CRACKS WITHIN PAINTED AREAS. PATCH ALL HOLES WITHOUT SCREWS OR HANGING EQUIPMENT.
- PROTECT ALL MURALS UNLESS OTHERWISE NOTED.
- PROTECT ALL PROMETHEAN BOARDS AND PARTS. DO NOT DISASSEMBLE ANY PARTS.
- PAINT ALL PAINTABLE INTERIOR SURFACES INCLUDING CEILINGS, UNLESS OTHERWISE NOTED
- START AND STOP ALL ACCENT COLORS @ INSIDE CORNERS, UNLESS OTHERWISE NOTED
- NEW NEUTRAL = SW 7043 WORDLY GREY
- EXTERIOR:
  - PAINT WOOD WALKWAY TO MATCH EXISTING INCLUDING RAILING AND STAIRS
  - PAINT ALL DOORS AND FRAMES TO MATCH EXISTING
- ALL WALLS TO BE NEW NEUTRAL, UNLESS OTHERWISE NOTED
- ALL INTERIOR HOLLOW METAL FRAMES PAINT TO MATCH EXISTING

## Greer High School 2024 Paint Scope – CORE SPACES

---

- PAINT ALL paintable doors, frames, storefronts and mullions, both sides, throughout facility. Prepare surfaces for proper adhesion prior to painting.
- Where applicable, repair all pre-cast joints, minor block joints and sheetrock cracks within painted areas. Patch all holes without screws or hanging equipment.
- Protect all murals unless otherwise noted.
- Protect all promethean boards and parts. Do not disassemble any parts.
- PAINT ALL PAINTABLE INTERIOR SURFACES INCLUDING CEILINGS, UNLESS OTHERWISE NOTED
- START AND STOP ALL ACCENT COLORS @ INSIDE CORNERS, UNLESS OTHERWISE NOTED
- NEW NEUTRAL = SW 7010 WHITE DUCK
- ACCENT 1 = SW 7663 MONORAIL SILVER
- ACCENT 2 = SW 7659 GRIS
- ACCENT 3 = SW 6390 BOSC PEAR
- ACCENT 4 = SW 6258 TRICORN BLACK
- EXTERIOR:
  - PAINT ALL HOLLOW METAL DOORS AND FRAMES SW 6258 TRICORN BLACK
- ALL WALLS TO BE NEW NEUTRAL, UNLESS OTHERWISE NOTED
- ALL INTERIOR HOLLOW METAL FRAMES AND DOORS TO MATCH EXISTING
- ALL STAIRWELLS: ACCENT 1 AT LANDING WALL; ACCENT STRIPING THROUGHOUT
- ACCENT STRIPING IN GROUP TOILETS AND STAIRS: TOP HALF OF TOP BLOCK NEW NEUTRAL; BOTTOM HALF OF TOP BLOCK ACCENT 3; NEXT FULL BLOCK ACCENT 4
- ACCENT STRIPING ON CORRIDOR WALLS: REPLACE GOLD STRIPING WITH ACCENT 3; REPLACE GREEN AND PURPLE STRIPING WITH ACCENT 4 – DO NOT LEAVE GAP; STOP STRIPING 8” FROM EACH END
- DO NOT PAINT CLASSROOMS, UNLESS OTHERWISE NOTED
- DO NOT PAINT SINGLE OCCUPANT RESTROOMS
- DO NOT PAINT OFFICES, UNLESS OTHERWISE NOTED
- INCLUDE PAINTING OF FINE ARTS WING – ALL SPACES
- INCLUDE PAINTING OF ATHLETICS WING – ALL SPACES
- INCLUDE \$20,000 ALLOWANCE TO REPLACE VINYL DECALS/LETTERING & TOUCH UP OR REPAINT YELLOW JACKET MURALS WHERE BEING COVERED
- ON CAMPUS ATHLETIC FACILITIES:
  - TICKET BOOTH – PAINT DOOR BLACK & ALL HOLLOW METAL FRAMES; PAINT INSIDE NEW NEUTRAL
  - CONCESSIONS – PAINT ALL RAILS BLACK; PAINT INSIDE NEW NEUTRAL
  - RESTROOMS – PAINT WOOD TRIM AT TOP NEW NEUTRAL; PARTIAL AND FULL BLOCK BELOW GOLD
  - SOFTBALL PRESSBOX - ALL DOORS AND FRAMES BLACK; NEW NEUTRAL EXTERIOR WITH ACCENT STRIPING AT WINDOW – GOLD STRIPE EXTENT OF WINDOW HEIGHT AROUND PERIMETER, 12” BLACK STRIPE ABOVE WINDOW AROUND PERMINATER; INSIDE NEW NEUTRAL; ALL STEEL OF STAIRS NEW NEUTRAL
  - SOFTBALL DUGOUT – NO PAINT
  - SOFTBALL STORAGE – PAINT DOORS AND FRAMES, AND WOOD AT DOOR HEAD BLACK
  - BASEBALL PRESSBOX – PAINT BLACK WITH GOLD STRIPE (2 BLOCKS); PAINT ALL WOOD DOORS/TRIM/WINDWOS BLACK; INSIDE NEW NEUTRAL
  - BASEBALL DUGOUT – PAINT GOLD STRIPE ACCENT 3
- OFF CAMPUS FOOTBALL STADIUM (8 BUILDINGS)
  - PAINT ALL BUILDINGS BASE ACCENT 3; NEXT BLOCK PAINT BLACK; ALL ELSE ACCENT 1
  - ALL BUILDINGS PAINT HOLLOW METAL DOORS AND FRAMES BLACK
  - ALL BUILDINGS PAINT INTERIOR WHITE DUCK
  - RESTROOMS: TOP WOOD TRIM BLACK; PARTIAL BLOCK BELOW ACCENT 3; AL ELSE WHITE DUCK

- PRESS BOX: PAINT EXTERIOR DOOR & FRAMES BLACK; PAINT INTERIOR FRAMES BLACK; NO PAINT ON WALLS

- ① DISPLAY CASE - PAINT FRAMES BLACK
- ② GREEN SCREEN; INCLUDE COLUMN & BUMP OUT
- ③ MEDIA CENTER: PAINT COLUMNS ACCENT 3; INCLUDE PAINTING OF OFFICES AND ROOMS – ACCENT 1 AT WALL ACROSS DOOR
- ④ GROUP TOILETS: ACCENT 2 WHERE SHOWN; ACCENT STRIPING THROUGHOUT; CEILINGS NEW NEUTRAL
- ⑤ ACCENT 1 WHERE SHOWN
- ⑥ MATCH ACCENT STRIPING OF STAIRS AND GROUP TOILETS
- ⑦ STAIRS: ACCENT 1 WHERE SHOWN; ACCENT STRIPING THROUGHOUT; CHANGE HANDRAILS TO ACCENT 4
- ⑧ KITCHEN: ACCENT 2 WHERE SHOWN; 2 DOORS TO CAFETERIA MATCH ACCENT SIZE AND LOCATION – CHANGE TO ACCENT 3 AND ACCENT 4; PAINT OVER STRIPES ON SIDE WALLS; PAINT ALL EXTERIOR AT DOCK AREA INCLUDING CEILINGS
- ⑨ PAINT DOWNSPOUT TO MATCH EXISTING
- ⑩ ATHLETIC LOCKER ROOMS: PREP AND PAINT LOCKERS ACCENT 4; MATCH STRIPE AND WAINSCOT WITH NEW GOLD AND BLACK - @ TOILET AREA WRAP TO FIRST INSIDE CORNER STOP
- ⑪ GYMNASIUM: PAINT CEILING AND STRUCTURE, AND DUCT WORK NEW NEUTRAL; COVER ALL YELLOW JACKETS AND LETTERING; REPAINT STRIPING AND DIAMONDS WITH NEW BLACK AND GOLD
- ⑫ PAINT 10 BLOCKS DOWN ACCENT 3; NEXT 2 BLOCKS DOWN ACCENT 4; NEW NEUTRAL ALL ELSE INCLUDE CEILINGS, STRUCTURE, AND DUCTWORK
- ⑬ GYM LOCKER ROOMS: PAINT ALL LOCKERS BLACK; ALL ELSE NEW NEUTRAL
- ⑭ ADD ONLY BLACK WAINSCOT AND GOLD STRIPE
- ⑮ REMOVE AND REINSTALL ACOUSTIC PANELS; TOP 3 FULL BLOCKS PAINT BLACK, GOLD, BLACK
- ⑯ ADD STRIPE @ TOP OF WALL - TOP HALF OF TOP BLOCK NEW NEUTRAL; BOTTOM HALF OF TOP BLOCK GOLD; NEXT FULL BLOCK BLACK
- ⑰ REPAINT ALL TO MATCH EXISTING; STRIPES TO MATCH ALL; YELLOW CHANGE TO ACCENT 3; GREY WAINSCOT = ACCENT 2; BLACK STRIPE CHANGE TO ACCENT 3
- ⑱ NEW NEUTRAL THROUGHOUT; COVER BLUE STRIPE; FIRST FIVE BLOCKS ACCENT 2; NEXT BLOCK ACCENT 3
- ⑲ AUDITORIUM: PAINT STAGE FLOOR BLACK – ENSURE PROPER PAINT AND PREP FOR COVERING WOOD FLOOR; PAINT STAGE FRONT BLACK WHERE CARPETING CURRENTLY IS; MATCH EXISTING COLOR AND EXTENTS; TAN CURVE @ GHS LETTERS CHANGE TO BLACK, PAINT AROUND LETTERS; PAINT BACK OF STAGE BLACK; PAINT SOFFIT @ ENTRY DOORS TO MATCH EXISTING; PAINT RAILING BLACK AT MEZZANINE
- ⑳ ACCENT WHERE SHOWN; OFFICES TO MATCH CLASSROOM WITH ACCENT ON WALL OPPOSITE DOOR
- ②① ALL NEUTRAL EXCEPT ISLAND TO BE ACCENT 1; 1 ½ STRIPE @ TOP OF ISLAND ACCENT 2
- ②② ACCENT 1 THROUGHOUT
- ②③ PAINT SMALL SOFFIT BLACK

## Grove Elementary School 2024 Paint Scope

---


- PAINT ALL paintable doors, frames, storefronts and mullions, both sides, throughout facility. Prepare surfaces for proper adhesion prior to painting.
- Where applicable, repair all pre-cast joints, minor block joints and sheetrock cracks within painted areas. Patch all holes without screws or hanging equipment.
- Protect all murals unless otherwise noted.
- Protect all promethean boards and parts. Do not disassemble any parts.
- PAINT ALL PAINTABLE INTERIOR SURFACES INCLUDING CEILINGS, UNLESS OTHERWISE NOTED
- START AND STOP ALL ACCENT COLORS @ INSIDE CORNERS, UNLESS OTHERWISE NOTED
- NEW NEUTRAL = SW 7010 WHITE DUCK
- ACCENT 1 = SW 6247 KRYPTON
- ACCENT 2 = SW 9148 SMOKY AZURITE
- ACCENT 3 = SW 6501 MANITOU BLUE
- ACCENT 4 = SW 6431 LEAPFROG
- ACCENT 5 = SW 9018 HONEY BEE
- ACCENT 6 = SW 9074 GENTLE GRAPE
- EXTERIOR:
  - PAINT ALL HOLLOW METAL DOORS AND FRAMES SW 7527 NANTUCKET DUNE
  - PAINT ALL DOWNSPOUT BOOTS SW 7058 URBANE BRONZE
- ALL WALLS TO BE NEW NEUTRAL, UNLESS OTHERWISE NOTED
- ALL INTERIOR HOLLOW METAL FRAMES AND DOORS TO MATCH EXISTING
- ALL OFFICES TO BE NEW NEUTRAL WITH ACCENT 1 @ EXISTING ACCENT WALL OR @ WALL OPPOSITE DOOR IF NOT EXISTING, UNLESS OTHERWISE NOTED
- ALL CLASSROOMS TO BE NEW NEUTRAL WITH ACCENT 1 @ WALL OPPOSITE DOOR, UNLESS OTHERWISE NOTED
- ALL SINGLE OCCUPANT RESTROOMS TO BE NEW NEUTRAL
- REPAIR EXPANSION JOINT DAMAGE AT PRECAST WALL JOINTS USING PROPER SEALANT SPECIFIED FOR APPLICATION; REPAINT TO MATCH WALL COLOR

- ① CAFETORIUM: PAINT SOFFIT ABOVE STAGE BLACK HORIZONTAL AND VERTICAL SURFACES; PAINT STAGE FRONT BLACK; PAINT HANDRAILS BLACK; PAINT CEILING NEW NEUTRAL INCLUDING EXISTING BLUE ROOF STRUCTURE; ACCENT 1 AT EXISTING BLUE ACCENTS
- ② ACCENT 1 WHERE SHOWN
- ③ ACCENT 2 WHERE SHOWN; LOW WALLS AT SERVING AREA PAINT BLACK
- ④ PAINT STORAGE BUILDING DOORS 7527 NANTUCKET DUNE; PAINT ALL STEEL WHITE AT COVERED AREA VERTICAL AND HORIZONTAL SURFACES, DO NOT PAINT DECK
- ⑤ PAINT COLUMNS ACCENT 2
- ⑥ GYMNASIUM: MATCH EXTENT OF EXISTING COLORS; CHANGE BLUE TO ACCENT 2; COVER ROUND DOTS; NEW NEUTRAL THROUGHOUT INCLUDING CEILING, SOUND PANELS, AND DUCTWORK; REMOVE BANNERS ON SOUND PANELS AND REINSTALL
- ⑦ ACCENT 2 WHERE SHOWN
- ⑧ ACCENT 2 AT COLUMNS AS SHOWN; 2 SOFFIT AREAS ACCENT 2 AS SHOWN
- ⑨ MEDIA CENTER: ACCENT 1 WHERE SHOWN; PAINT EXISTING RED COLUMNS ACCENT 2; CEILING AND DUCTWORK NEW NEUTRAL
- ⑩ PAINT GREEN SCREEN WHERE SHOWN
- ⑪ NOT USED
- ⑫ NEW NEUTRAL THROUGHOUT
- ⑬ COVER MURAL
- ⑭ WRAP ACCENT STRIPE AROUND WALL AT FIRST INSIDE CORNER
- ⑮ PAINT ALL HOLLOW METAL DOORS; PAINT STRUCTURE CEILING WHITE INCLUDING COLUMNS, CEILING, CONDUIT, AND SPRINKLER PIPE
- ⑯ STAIRWELLS: ACCENT 1 WHERE SHOWN; PAINT STEEL TO MATCH HOLLOW METAL FRAMES; PAINT EXISTING BLUE HANDRAILS BLACK
- ⑰ NEW NEUTRAL THROUGHOUT; ACCENT 6 AT TOP BLOCK AND CONTINUE ON SHEET ROCK BULKHEADS HORIZONTAL AND VERTICAL SIDES; CONTINUE STRIPE AT SHEETROCK CLASSROOM INSETS; PAINT BACK INSET WALL ACCENT 6 AS SHOWN
- ⑱ NEW NEUTRAL THROUGHOUT; ACCENT 3 AT TOP BLOCK AND CONTINUE ON SHEET ROCK BULKHEADS HORIZONTAL AND VERTICAL SIDES; CONTINUE STRIPE AT SHEETROCK CLASSROOM INSETS; PAINT BACK INSET WALL ACCENT 3 AS SHOWN
- ⑲ NEW NEUTRAL THROUGHOUT; ACCENT 4 AT TOP BLOCK AND CONTINUE ON SHEET ROCK BULKHEADS HORIZONTAL AND VERTICAL SIDES; CONTINUE STRIPE AT SHEETROCK CLASSROOM INSETS; PAINT BACK INSET WALL ACCENT 4 AS SHOWN; STOP STRIPE AT COMMON SPACE WHERE INDICATED
- ⑳ NEW NEUTRAL THROUGHOUT; ACCENT 5 AT TOP BLOCK AND CONTINUE ON SHEET ROCK BULKHEADS HORIZONTAL AND VERTICAL SIDES; CONTINUE STRIPE AT SHEETROCK CLASSROOM INSETS; PAINT BACK INSET WALL ACCENT 5 AS SHOWN; STOP STRIPE AT DOUBLE DOORS TO COMMON SPACE


## Lakeview Middle School 2024 Paint Scope

---

- PAINT ALL paintable doors, frames, storefronts and mullions, both sides, throughout facility. Prepare surfaces for proper adhesion prior to painting.
- Where applicable, repair all pre-cast joints, minor block joints and sheetrock cracks within painted areas. Patch all holes without screws or hanging equipment.
- Paint over all murals
- Protect all promethean boards and parts. Do not disassemble any parts.
- PAINT ALL PAINTABLE INTERIOR SURFACES, UNLESS OTHERWISE NOTED
- START AND STOP ALL ACCENT COLORS @ INSIDE CORNERS, UNLESS OTHERWISE NOTED
- NEW NEUTRAL = SW 7010 WHITE DUCK
- New hollow metal door & frame color = SW 9165 Gossamer Veil
- ACCENT 1 = SW 6531 Indigo
- ACCENT 2 = SW 6523 Denim
- ACCENT 3 = SW 6247 Krypton
- ACCENT 4 = SW 6886 Invigorate
- EXTERIOR:
  - PAINT ALL stucco @ top of original building SW 6195 Gossamer Veil
  - PAINT ALL HOLLOW METAL DOORS AND FRAMES SW 6195 Gossamer Veil
- ALL WALLS TO BE NEW NEUTRAL, UNLESS OTHERWISE NOTED
- ALL INTERIOR HOLLOW METAL FRAMES AND DOORS TO MATCH EXISTING
- ALL OFFICES TO BE NEW NEUTRAL WITH ACCENT 3 @ WALL OPPOSITE DOOR, UNLESS OTHERWISE NOTED
- ALL CLASSROOMS TO BE NEW NEUTRAL WITH ACCENT 3 @ EXTERIOR WALL, except where shown on plan
- ALL SINGLE OCCUPANT RESTROOMS TO BE NEW NEUTRAL
- Paint all storage rooms and closets that are adjoining classrooms
- All classroom corridors: top portion of block = accent 4; next full block = accent 1. For drywall corridors, match height of courses described above. Strips to only be on flat portions of walls – do not paint stripes around columns.









PHOTOGRAPH 2



PHOTOGRAPH 3



PHOTOGRAPH 4



PHOTOGRAPH 5

- ① Paint stage front black. Paint back of stage walls new neutral.
- ② Curved soffit @ circulation desk: vertical faces only to be Accent 4. All other ceiling components to be ceiling white. Accent 2 where shown on plan.
- ③ Paint lockers Accent 1; prep and prime as required to ensure proper adhesion
- ④ All walls Accent 3
- ⑤ New neutral throughout; Accents where indicated on plan and as shown in Photograph 1; Accent colors 3, 2, 1
- ⑥ Mirror accent scheme from #5
- ⑦ Cover existing mural. Paint neutral throughout with accent wall where shown and per Photograph 2.
  - All walls: paint top 2 blocks Accent 4; paint next 3 blocks Accent 1
  - For accent wall: paint top 2 blocks Accent 4; paint next 15 blocks Accent 1; paint remainder of blocks Accent 2
  - Paint ceiling and ductwork black.
- ⑧ Paint neutral throughout – do not paint precast panels, except as noted below and as shown on Photograph 3. Paint all handrails, steel for stairs and existing blue columns Accent 1.
- ⑨ Paint accent wall where indicated on plan, See Photograph 4. Other 3 walls: paint top block Accent; paint next two blocks Accent 1.
- ⑩ Paint accent stripes @ top of walls; Accent 4 & Accent 1
- ⑪ Paint new neutral throughout; accents TBD
- ⑫ Paint Accent 4 at top block; Accent 1 at next two blocks; Accent 2 from there down
- ⑬ Paint top partial block Accent 4; paint next block Accent 1;

- ⑭ Paint Accent 2 where shown
- ⑮ Paint neutral throughout; paint accents per Photograph 5
- ⑯ Paint corridor stripes on these walls; wall behind drinking fountains, paint Accent 1
- ⑰ Paint accent where shown: Accent 4 @ top 4" of wall; Accent 1 @ 8" below that; Accent 2 at remainder of wall

## Mauldin High School 2024 Paint Scope – CLASSROOMS AND OFFICES

- PAINT ALL paintable doors, frames, storefronts and mullions, both sides, throughout facility. Prepare surfaces for proper adhesion prior to painting.
- Where applicable, repair all pre-cast joints, minor block joints and sheetrock cracks within painted areas. Patch all holes without screws or hanging equipment.
- Protect all murals unless otherwise noted.
- Protect all promethean boards and parts. Do not disassemble any parts.
- PAINT ALL PAINTABLE INTERIOR SURFACES OF OFFICES, CLASSROOMS, SINGLE OCCUPANT RESTROOMS ONLY, INCLUDING CEILINGS, UNLESS OTHERWISE NOTED
- START AND STOP ALL ACCENT COLORS @ INSIDE CORNERS, UNLESS OTHERWISE NOTED
- NEW NEUTRAL = SW 7010 WHITE DUCK
- ACCENT 1 = COLOR MATCH (SEE IMAGE BELOW)
- ALL WALLS TO BE NEW NEUTRAL, UNLESS OTHERWISE NOTED
- ALL INTERIOR HOLLOW METAL FRAMES AND DOORS TO MATCH EXISTING
- ALL OFFICES TO BE NEW NEUTRAL WITH ACCENT 1 @ AT EXISTING ACCENT WALL, UNLESS OTHERWISE NOTED
- ALL CLASSROOMS TO BE NEW NEUTRAL, UNLESS OTHERWISE NOTED
- ALL SINGLE OCCUPANT RESTROOMS NEW NEUTRAL



## Monaview Elementary School 2024 Paint Scope

---

- PAINT ALL PAINTABLE DOORS, FRAMES, STOREFRONTS AND MULLIONS, BOTH SIDES, THROUGHOUT FACILITY. PREPARE SURFACES FOR PROPER ADHESION PRIOR TO PAINTING.
- WHERE APPLICABLE, REPAIR ALL PRE-CAST JOINTS, MINOR BLOCK JOINTS AND SHEETROCK CRACKS WITHIN PAINTED AREAS. PATCH ALL HOLES WITHOUT SCREWS OR HANGING EQUIPMENT.
- PROTECT ALL MURALS UNLESS OTHERWISE NOTED. EXCEPT AS NOTED BELOW, PAINT TO A HARD EDGE AROUND EACH MURAL.
- PROTECT ALL PROMETHEAN BOARDS AND PARTS. DO NOT DISASSEMBLE ANY PARTS.
- PAINT ALL PAINTABLE INTERIOR SURFACES INCLUDING CEILINGS, UNLESS OTHERWISE NOTED
- START AND STOP ALL ACCENT COLORS @ INSIDE CORNERS, UNLESS OTHERWISE NOTED
- PAINT ALL SHEETROCK CEILINGS CEILING WHITE
- NEW NEUTRAL = SW 7010 WHITE DUCK
- ACCENT 1 = SW 6247 KRYPTON
- ACCENT 2 = SW 6811 HONORABLE BLUE
- ACCENT 3 = SW 6871 POSITIVE RED
- ACCENT 4 = SW 6901 DAFFODIL
- WALL BETWEEN LOBBY & RECEPTION: PAINT VERTICAL & HORIZONTAL SURFACES ACCENT 1
- ALL WALLS TO BE NEW NEUTRAL, UNLESS OTHERWISE NOTED
- ALL INTERIOR AND EXTERIOR HOLLOW METAL FRAMES AND DOORS TO MATCH EXISTING
- ALL STAIRWELLS: EXCEPT WHERE NOTED OTHERWISE, PAINT NEW NEUTRAL THROUGHOUT WITH ACCENT 1 @ SHORT EXTERIOR WALL WITH DOOR, BOTH FLOORS; PAINT ALL STEEL STAIR COMPONENTS TO MATCH EXISTING
- EXTERIOR STORAGE BUILDING – PAINT DOORS TO MATCH REMAINDER OF SCHOOL
- ALL OFFICES TO BE NEW NEUTRAL WITH ACCENT 1 @ WALL OPPOSITE DOOR, UNLESS OTHERWISE NOTED
- ALL CLASSROOMS & INSTRUCTIONAL SPACES TO BE NEW NEUTRAL WITH ACCENT 1 @ EXTERIOR WALL, UNLESS OTHERWISE NOTED; IF INTERIOR ROOM, ACCENT WALL OPPOSITE DOOR
- ALL SINGLE OCCUPANT RESTROOMS TO BE NEW NEUTRAL
- MAIN ENTRY CORRIDOR AND CAFETERIA HALLWAY: PAINT STEEL ACCENT 3; PAINT EXISTING SOFFIT ACCENT 2, HORIZONTAL AND VERTICAL SIDES; PAINT ALL OTHER WALLS WITHOUT MURALS NEW NEUTRAL; PAINT ALL SOUND PANELS NEW NEUTRAL

- ① DO NOT PAINT THIS SECTION OF WALL
- ② PAINT ALL WALLS ACCENT 1
- ③ NOT USED
- ④ PAINT ACCENT 3 WHERE SHOWN
- ⑤ PAINT ACCENT 1 WHERE SHOWN
- ⑥ NEW NEUTRAL THROUGHOUT
- ⑦ PAINT OVER MURAL
- ⑧ PAINT ACCENT 1 @ EXISTING ACCENT WALL
- ⑨ PRESERVE MURAL
- ⑩ PAINT ACCENT 2 WHERE SHOWN
- ⑪ PAINT OVER PAW PRINT(S) AND PALM TREE(S)
- ⑫ PAINT ACCENT 4 WHERE SHOWN
- ⑬ PAINT NEW NEUTRAL
- ⑭ CAFETERIA: PAINT VERTICAL & HORIZONTAL SIDES OF SOFFIT ACCENT 2; PAINT INNER CEILING PORTION CEILING WHITE; PAINT EXTERIOR WALL ACCENT 2; PAINT OVER STRIPES ON ALL WALLS; PAINT STAGE FRONT BLACK. SERVING AREA: PAINT ACCENT 1 WHERE SHOWN AT WALL BETWEEN SERVING AND KITCHEN; PAINT OVER STRIPES AND PAINT ALL OTHER WALLS NEW NEUTRAL EXCEPT WHERE NOTED OTHERWISE. PAINT ALL HANDRAILS TO MATCH EXISTING.
- ⑮ PAINT ALL HOLLOW METAL FRAMES TO MATCH REMAINDER OF SCHOOL
- ⑯ SCHOOL STAFF IS RESPONSIBLE FOR TAPING OFF EXISTING MURAL PRIOR TO PAINTING
- ⑰ PAINT NEW NEUTRAL THROUGHOUT WITH SW 6924 DIRECT GREEN WHERE SHOWN
- ⑱ GYMNASIUM: PAINT ACCENT 1 THROUGHOUT; PAINT ALL SOUND PANELS ACCENT 1; PAINT CEILING AND ROOF STRUCTURE NEW NEUTRAL; PAINT OVER ALL SILHOUETTE MURALS ON SIDEWALLS;
  - ROUND DUCT: PAINT ACCENT 2; SUPPORT BANDS AND GRILLES TO MATCH DUCT
  - MURAL WALL: PRESERVE MURAL; LIONS HEAD MURAL ON LEFT – PROVIDE HARD EDGE @ TOP AND RIGHT SIDE AND DO NOT PAINT WITHIN THESE LINES;
  - CORRIDOR TO GYM: PAINT HANDRAILS TO MATCH EXISTING
- ⑲ PAINT VERTICAL & HORIZONTAL SIDES OF SOFFIT ACCENT 2
- ⑳ MEDIA CENTER: PAINT CLERESTORY STEEL ACCENT 3; PAINT ACCENT 1 WHERE SHOWN AND CONTINUE TO ALL SOFFITS AND ALL SIDE WALLS OF CLERESTORY AND EXISTING SOUND PANELS; DO NOT PAINT ANY OTHER WALL AREA; PAINT ALL HOLLOW METAL FRAMES, INSIDE & OUTSIDE, TO MATCH SCHOOL STANDARD.
- ②① PAINT THIS WALL ORANGE TO MATCH EXISTING ORANGE

## **MT Anderson 2024 Paint Scope – STORAGE ROOMS ONLY**

---

- Where applicable, repair all pre-cast joints, minor block joints and sheetrock cracks within painted areas. Patch all holes without screws or hanging equipment.
- Protect all murals unless otherwise noted.
- Protect all prometean boards and parts. Do not disassemble any parts.
- PAINT ALL PAINTABLE INTERIOR SURFACES, UNLESS OTHERWISE NOTED (EXCLUDE CEILINGS)
- DO NOT PAINT HOLLOW METAL FRAMES AND DOORS
- START AND STOP ALL ACCENT COLORS @ INSIDE CORNERS, UNLESS OTHERWISE NOTED
- NEW NEUTRAL = SW 7668 MARCH WIND
- ALL WALLS TO BE NEW NEUTRAL, UNLESS OTHERWISE NOTED

## Northwood Middle School 2024 Paint Scope

---

- PAINT ALL paintable doors, frames, storefronts and mullions, both sides, throughout facility. Prepare surfaces for proper adhesion prior to painting.
- Where applicable, repair all pre-cast joints, minor block joints and sheetrock cracks within painted areas. Patch all holes without screws or hanging equipment.
- Protect all murals unless otherwise noted.
- Protect all prometean boards and parts. Do not disassemble any parts.
- PAINT ALL PAINTABLE INTERIOR SURFACES INCLUDING CEILINGS, UNLESS OTHERWISE NOTED
- START AND STOP ALL ACCENT COLORS @ INSIDE CORNERS, UNLESS OTHERWISE NOTED
- NEW NEUTRAL = SW 7010 WHITE DUCK
- ACCENT 1 = SW 6247 KRYPTON
- ACCENT 2 = SW 6531 INDIGO
- ACCENT 3 = SW 9151 DAPHNE
- ACCENT 4 = SW 9163 TIN LIZZIE
- EXTERIOR:
  - PAINT CANOPY COLUMNS SILVER TO MATCH
  - PAINT FRONT ENTRY STEEL TO MATCH HOLLOW METAL
  - PAINT ALL HOLLOW METAL DOORS AND FRAMES TO MATCH EXISTING
- ALL WALLS TO BE NEW NEUTRAL, UNLESS OTHERWISE NOTED
- ALL DRINKING FOUNTAIN RECESS PAINT ACCENT 3 – WITH ACCENT STRIPING (TOP PARTIAL BLOCK ACCENT 4, NEXT FULL BLOCK ACCENT 2)
- ALL STAIRWELLS ACCENT 3 WHERE SHOWN WITH ACCENT STRIPING ON ALL FOUR WALLS
- ALL SOFFIT CEILING WHITE, UNLESS OTHERWISE NOTED
- ALL INTERIOR HOLLOW METAL FRAMES AND DOORS TO MATCH EXISTING
- ALL OFFICES TO BE NEW NEUTRAL WITH ACCENT 1 @ WALL OPPOSITE DOOR, UNLESS OTHERWISE NOTED
- ALL CLASSROOMS TO BE NEW NEUTRAL WITH ACCENT 1 @ EXISTING ACCENT WALL, UNLESS OTHERWISE NOTED
- ALL SINGLE OCCUPANT RESTROOMS TO BE NEW NEUTRAL

- ① ONLY PAINT FRAMES IN THIS SPACE – CHANGE FRAME COLOR TO MATCH REST OF SCHOOL FRAMES
- ② CAFETORIUM: PAINT SOFFITS ACCENT 4 VERTICAL AND HORIZONTAL SURFACES WHERE SHOWN; INSETS AT SECOND BAND OF WINDOWS ACCENT 1; INSETS AT THIRD BAND OF WINDOWS ACCENT 3; INSETS AT TOP BAND OF WINDOWS ACCENT 2; SOFFIT AT STAGE FRONT ACCENT 2 VERTICAL AND HORIZONTAL SURFACES
- ③ GYMNASIUM: NEW NEUTRAL THROUGHOUT; PAINT SOUND PANELS NEW NEUTRAL; PAINT CEILING, STEEL, AND DUCTWORK NEW NEUTRAL
- ④ BOYS LOCKER ROOM: NEW NEUTRAL THROUGHOUT EXCEPT DRINKING FOUNTAIN RECESS; CEILING WHITE
- ⑤ ACCENT 3 WHERE SHOWN WITH ACCENT STRIPING
- ⑥ TOP PARTIAL BLOCK ACCENT 4, NEXT TWO BLOCKS ACCENT 2 - @ ALL FOUR WALLS AND COLUMNS
- ⑦ ACCENT 3 WHERE SHOWN
- ⑧ PAINT SOFFIT ACCENT 4 VERTICAL AND HORIZONTAL SURFACES
- ⑨ ACCENT 1 WHERE SHOWN
- ⑩ ACCENT 3 WHERE SHOWN AT RECESS; PAINT SOUND PANELS TO MATCH NEW COLOR OF WALL
- ⑪ ACCENT 2 WHERE SHOWN
- ⑫ ACCENT 4 AS SHOWN; SEE PICTURE
- ⑬ PRESERVE MURAL



## NORTHWEST CRESCENT CHILD DEVELOPMENT CENTER 2024 PAINT SCOPE

---


- PAINT ALL PAINTABLE DOORS, FRAMES, STOREFRONTS AND MULLIONS, BOTH SIDES, THROUGHOUT FACILITY. PREPARE SURFACES FOR PROPER ADHESION PRIOR TO PAINTING.
- WHERE APPLICABLE, REPAIR ALL PRE-CAST JOINTS, MINOR BLOCK JOINTS AND SHEETROCK CRACKS WITHIN PAINTED AREAS. PATCH ALL HOLES WITHOUT SCREWS OR HANGING EQUIPMENT.
- PROTECT ALL MURALS UNLESS OTHERWISE NOTED.
- PROTECT ALL PROMETHEAN BOARDS AND PARTS. DO NOT DISASSEMBLE ANY PARTS.
- PAINT ALL PAINTABLE INTERIOR SURFACES INCLUDING CEILINGS, UNLESS OTHERWISE NOTED
- START AND STOP ALL ACCENT COLORS @ INSIDE CORNERS, UNLESS OTHERWISE NOTED
- NEW NEUTRAL = SW 7012 CREAMY
- ACCENT 1 = SW 7602 INDIGO BATIK
- ACCENT 2 = SW 6254 LAZY GRAY
- EXTERIOR:
  - PAINT ALL HOLLOW METAL DOORS AND FRAMES SW 7615 SEA SERPENT
  - PAINT ALL HANDRAILS AND FRONT ENTRY STEEL SW 7615 SEA SERPENT
  - PAINT COVERED PLAY AREA STEEL SW 7615 SEA SERPENT; ROOF DECK CEILING WHITE
  - PAINT DOWNSPOUT BOOTS SW 7615 SEA SERPENT
  - FRONT CANOPY AT STEPS PAINT STEEL AND ROOF DECK TO MATCH EXISTING
  - PAINT HEADSTART FRONT DOORS TO MATCH EXISTING
- ALL WALLS TO BE NEW NEUTRAL, UNLESS OTHERWISE NOTED
- ALL INTERIOR HOLLOW METAL FRAMES PAINT SW 6141 SOFTER TAN
- ALL INTERIOR WINDOW SILLS PAINT ADJACENT WALL COLOR
- ALL OFFICES TO BE NEW NEUTRAL, UNLESS OTHERWISE NOTED
- ALL CLASSROOMS TO BE NEW NEUTRAL WITH ACCENT 2 @ EXTERIOR WALL OR WALL OPPOSITE DOOR, UNLESS OTHERWISE NOTED
- ALL SINGLE OCCUPANT RESTROOMS TO BE NEW NEUTRAL
  
- ① PAINT ENTIRE SPACE ACCENT 2
- ② ACCENT 1 WHERE SHOWN (TYPICAL FOR ALL CLASSROOM INSETS)
- ③ ACCENT 1 WHERE SHOWN; PAINT HORIZONTAL AND VERTICAL SURFACES
- ④ PAINT INSIDE TRIM SW 6141 SOFTER TAN WHERE SHOWN

## Pelham Road Elementary School 2024 Paint Scope

---

- PAINT ALL paintable doors, frames, storefronts and mullions, both sides, throughout facility. Prepare surfaces for proper adhesion prior to painting.
- Where applicable, repair all pre-cast joints, minor block joints and sheetrock cracks within painted areas. Patch all holes without screws or hanging equipment.
- Protect all murals unless otherwise noted.
- Protect all prometean boards and parts. Do not disassemble any parts.
- PAINT ALL PAINTABLE INTERIOR SURFACES INCLUDING CEILINGS, UNLESS OTHERWISE NOTED
- START AND STOP ALL ACCENT COLORS @ INSIDE CORNERS, UNLESS OTHERWISE NOTED
- NEW NEUTRAL = SW 7010 WHITE DUCK
- ACCENT 1 = SW 6204 SEA SALT
- ACCENT 2 = SW 6247 KRYPTON
- ACCENT 3 = SW 9161 DUSTBLU
- EXTERIOR:
  - PAINT ALL LINTELS TO MATCH EXISTING
  - PAINT ALL HOLLOW METAL DOORS AND FRAMES TO MATCH EXISTING
- ALL WALLS TO BE NEW NEUTRAL, UNLESS OTHERWISE NOTED
- ALL INTERIOR HOLLOW METAL FRAMES AND DOORS TO MATCH EXISTING
- ALL OFFICES TO BE NEW NEUTRAL WITH ACCENT 1 @ WALL OPPOSITE DOOR, UNLESS OTHERWISE NOTED
- ALL CLASSROOMS TO BE NEW NEUTRAL WITH ACCENT 2 @ WALL OPPOSITE DOOR, UNLESS OTHERWISE NOTED
- ALL SINGLE OCCUPANT RESTROOMS TO BE NEW NEUTRAL
- PRESERVE WALLPAPER IN (2) BREAKROOMS

- ① GYMNASIUM: NEW NEUTRAL THROUGHOUT INCLUDING CEILING AND STEEL; DO NOT PAINT SOUND PANELS
- ② PRESERVE LETTERING AT EACH END AND LEAVE WHITE BACKGROUND; ACCENT 3 AT EXISTING BLUE SOFFIT BOTH HORIZONTAL AND VERTICAL SURFACES; ALL WINDOW INSETS ACCENT 2
- ③ NEW NEUTRAL THROUGHOUT; PRESERVE MURAL; ALL THREE SOFFITS ACCENT 3 VERTICAL AND HORIZONTAL SURFACES
- ④ ACCENT 2 WHERE SHOWN
- ⑤ ACCENT 3 WHERE SHOWN
- ⑥ CAFETORIUM: NEW NEUTRAL THROUGHOUT (INCLUDING SOFFIT AT TOP OF WALL); CEILING SOFFIT ACCENT 2 VERTICAL AND HORIZONTAL SURFACES; STAGE FRONT SEE PICTURE; WALL BETWEEN KITCHEN AND SERVING AREA ACCENT 3 ALL SIDES
- ⑦ ACCENT 1 WHERE SHOWN
- ⑧ STAIRWELLS: ACCENT WHERE SHOWN (SEE PHOTO 2); MATCH PROPORTIONS IN NON-WINDOW STAIRWELL
- ⑨ NEW NEUTRAL THROUGHOUT



## Plain Elementary School 2024 Paint Scope

---

- PAINT ALL paintable doors, frames, storefronts and mullions, both sides, throughout facility. Prepare surfaces for proper adhesion prior to painting.
- Where applicable, repair all pre-cast joints, minor block joints and sheetrock cracks within painted areas. Patch all holes without screws or hanging equipment.
- Protect all murals unless otherwise noted.
- Protect all prometean boards and parts. Do not disassemble any parts.
- PAINT ALL PAINTABLE INTERIOR SURFACES INCLUDING CEILINGS, UNLESS OTHERWISE NOTED
- START AND STOP ALL ACCENT COLORS @ INSIDE CORNERS, UNLESS OTHERWISE NOTED
- NEW NEUTRAL = SW 7010 WHITE DUCK
- ACCENT 1 = SW 6247 KRYPTON
- ACCENT 2 = SW 6523 DENIM
- EXTERIOR:
  - PAINT ALL ENTRY WAY CEILINGS WHITE
  - PAINT ALL HOLLOW METAL DOORS AND FRAMES SW 7048 URBANE BRONZE
  - PAINT CANOPY STEEL AND ROOF DECK AT COVERED PLAY AREA SW 7048 URBANE BRONZE
  - PAINT FRONT ENTRY STEEL SW 7048 URBANE BRONZE
- ALL WALLS TO BE NEW NEUTRAL, UNLESS OTHERWISE NOTED
- ALL INTERIOR HOLLOW METAL FRAMES AND DOORS SW 7532 URBAN PUTTY, UNLESS OTHERWISE NOTED
- ALL OFFICES TO BE NEW NEUTRAL WITH ACCENT 1 @ WALL ACROSS DOOR, UNLESS OTHERWISE NOTED
- ALL CLASSROOMS TO BE NEW NEUTRAL WITH ACCENT 1 @ WALL ACROSS DOOR, UNLESS OTHERWISE NOTED
- ALL PODS SKYLIGHTS (5 PLCS) ACCENT 1 AT VERTICAL AND HORIZONTAL SURFACES; CEILING SURFACE CEILING WHITE
- ALL SINGLE OCCUPANT RESTROOMS TO BE NEW NEUTRAL

- ① HEALTH ROOM: ACCENT 1 @ LOW WALL AND WHERE SHOWN
- ② COVER MURAL
- ③ ACCENT 1 WHERE SHOWN; NEW NEUTRAL ON WAINSCOAT AND WALLS
- ④ PAINT DOOR AND FRAMES TO MATCH WALL COLOR
- ⑤ ACCENT 2 WHERE SHOWN
- ⑥ ACCENT 2 AT DRINKING FOUNTAIN RECESS
- ⑦ CEILING INSETS VERTICAL FACE ACCENT 1
- ⑧ ACCENT 2 AT SOFFIT VERTICAL AND HORIZONTAL SURFACES
- ⑨ AUDITORIUM (SEE DIAGRAM): ACCENT 1 AT CENTER BAYS VERTICAL SURFACES ONLY, STOP AT CEILING PLANE; COLUMNS ACCENT 2
- ⑩ GYMNASIUM: PAINT CEILING AND DUCTWORK NEW NEUTRAL; PAINT FIRST FIVE BLOCKS ACCENT 1; PAINT SIXTH BLOCK ACCENT 2; ALL ELSE NEW NEUTRAL
- ⑪ ACCENT 1 THROUGHOUT
- ⑫ NOT USED
- ⑬ NO PAINT
- ⑭ ACCENT 1 WHERE SHOWN
- ⑮ NOT USED
- ⑯ ACCENT 1 WHERE SHOWN; CONTINUE AT SOFFIT VERTICAL AND HORIZONTAL SURFACES

## Riley Child Development Center 2024 Paint Scope

---

- PAINT ALL paintable doors, frames, storefronts and mullions, both sides, throughout facility. Prepare surfaces for proper adhesion prior to painting.
- Where applicable, repair all pre-cast joints, minor block joints and sheetrock cracks within painted areas. Patch all holes without screws or hanging equipment.
- Protect all murals unless otherwise noted.
- Protect all prometean boards and parts. Do not disassemble any parts.
- PAINT ALL PAINTABLE INTERIOR SURFACES INCLUDING CEILINGS, UNLESS OTHERWISE NOTED
- PAINT ALL CEILINGS CEILING WHITE, UNLESS OTHERWISE NOTED
- START AND STOP ALL ACCENT COLORS @ INSIDE CORNERS, UNLESS OTHERWISE NOTED
- NEW NEUTRAL = SW 7010 WHITE DUCK
- ACCENT 1 = SW 6247 KRYPTON
- ACCENT 2 = SW 9152 LET IT RAIN
- ACCENT 3 = SW 7624 SLATE TILE
- EXTERIOR:
  - PAINT COVERED PATIO EIFS WHITE TO MATCH EXISTING
  - PAINT ALL HOLLOW METAL DOORS AND FRAMES TO MATCH EXISTING STOREFRONT COLOR
  - PAINT STEEL AT BUILDING ENTRY ACCENT 3
  - PAINT STEEL AT DRIVEWAY SIGN ACCENT 3
- ALL WALLS TO BE NEW NEUTRAL, UNLESS OTHERWISE NOTED
- ALL INTERIOR HOLLOW METAL FRAMES AND DOORS PAINT SW 6141 SOFTER TAN
- ALL OFFICES TO BE NEW NEUTRAL WITH ACCENT 2 @ EXISTING ACCENT WALL, UNLESS OTHERWISE NOTED
- ALL CLASSROOMS TO BE NEW NEUTRAL WITH ACCENT 1 @ EXISTING ACCENT WALL, UNLESS OTHERWISE NOTED
- PAINT WOOD TRIM AT WINDOWS WALL COLOR
- PAINT WOOD BULLETIN BOARD FRAMES IN HALLWAYS SW 6141 SOFTER TAN
- ALL SINGLE OCCUPANT RESTROOMS TO BE NEW NEUTRAL

- ① FRONT ATRIUM SEE PHOTO; CEILING TO BE WHITE; PAINT SPRINKLER PIPING & CONDUIT WHITE; STEEL TO BE ACCENT 2
- ② PAINT LOW WALL SHEET ROCK NEW NEUTRAL
- ③ CAFETERIA: NEW NEUTRAL THROUGHOUT; PAINT EXISTING PURPLE ACCENT AT DOOR ACCENT 3; PAINT SOFFIT ACCENT 1 VERTICAL AND HORIZONTAL SURFACES
- ④ NEW NEUTRAL THROUGHOUT
- ⑤ PAINT VESTIBULE SOFFIT ACCENT 2 VERTICAL AND HORIZONTAL SURFACES
- ⑥ ACCENT 1 WHERE SHOWN
- ⑦ ACCENT 2 WHERE SHOWN

## Southside High School 2024 Paint Scope – CORRIDORS ONLY

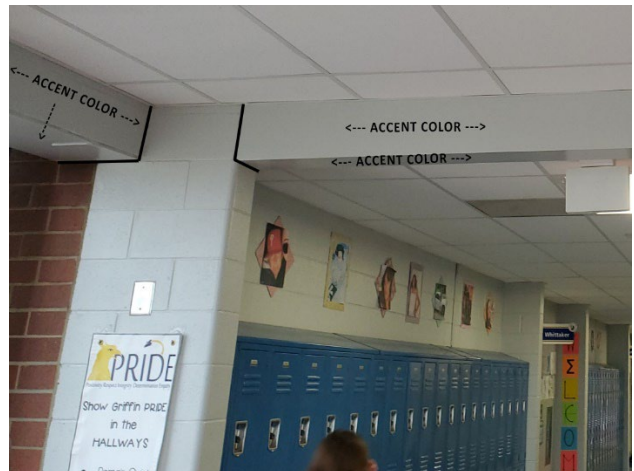

---

- Where applicable, repair all pre-cast joints, minor block joints and sheetrock cracks within painted areas. Patch all holes without screws or hanging equipment.
- Protect all murals unless otherwise noted.
- Protect all prometean boards and parts. Do not disassemble any parts.
- PAINT ALL PAINTABLE INTERIOR SURFACES OF THE BROWN CORRIDORS ONLY, UNLESS OTHERWISE NOTED
- DO NOT PAINT ACCENTED INSETS OR BUMP OUTS
- DO NOT PAINT ORANGE CORRIDOR AT ATHLETIC WING
- START AND STOP ALL ACCENT COLORS @ INSIDE CORNERS, UNLESS OTHERWISE NOTED
- NEW NEUTRAL = SW 7010 WHITE DUCK
- EXTERIOR:
  - PAINT FRONT ENTRY STEEL INCLUDING COLUMNS, STRUCTURE, AND DECKING TO MATCH EXISTING
- ALL WALLS TO BE NEW NEUTRAL, UNLESS OTHERWISE NOTED
- PAINT HANDRAILS AT OPEN STAIRS IN COMMON SPACE TO MATCH EXISTING
- DO NOT PAINT HOLLOW METAL DOORS OR FRAMES
- DO NOT PAINT CLASSROOMS, OFFICES, OR RESTROOMS



## Sterling School 2024 Paint Scope

- PAINT ALL PAINTABLE DOORS, FRAMES, STOREFRONTS AND MULLIONS, BOTH SIDES, THROUGHOUT FACILITY. PREPARE SURFACES FOR PROPER ADHESION PRIOR TO PAINTING.
- WHERE APPLICABLE, REPAIR ALL PRE-CAST JOINTS, MINOR BLOCK JOINTS AND SHEETROCK CRACKS WITHIN PAINTED AREAS. PATCH ALL HOLES WITHOUT SCREWS OR HANGING EQUIPMENT.
- PROTECT ALL MURALS UNLESS OTHERWISE NOTED.
- PROTECT ALL PROMETHEAN BOARDS AND PARTS. DO NOT DISASSEMBLE ANY PARTS.
- PAINT ALL PAINTABLE INTERIOR SURFACES INCLUDING CEILINGS, UNLESS OTHERWISE NOTED
- START AND STOP ALL ACCENT COLORS @ INSIDE CORNERS, UNLESS OTHERWISE NOTED
- NEW NEUTRAL = SW 7661 REFLECTION
- ACCENT 1 = SW 6247 KRYPTON
- ACCENT 2 = SW 6689 OVERJOY
- ACCENT 3 = SW 6774 FRESHWATER
- ACCENT 4 = SW 6717 LIME RICKEY
- ACCENT 5 = SW 6523 DENIM
- PAINT ALL DOWNSPOUT BOOTS TO MATCH EXISTING
- PAINT EXTERIOR CEILINGS AND LINTELS
- PAINT BOLLARDS SAFETY TRAFFIC YELLOW
- ALL WALLS TO BE NEW NEUTRAL, UNLESS OTHERWISE NOTED
- ALL INTERIOR HOLLOW METAL FRAMES AND DOORS TO MATCH EXISTING
- ALL OFFICES TO BE NEW NEUTRAL WITH ACCENT 1 @ EXISTING ACCENT OR WALL OPPOSITE DOOR (IF NO EXISTING ACCENT), UNLESS OTHERWISE NOTED
- ALL CLASSROOMS TO BE NEW NEUTRAL WITH ACCENT 1 @ EXISTING ACCENT, UNLESS OTHERWISE NOTED
- ALL SINGLE OCCUPANT RESTROOMS TO BE NEW NEUTRAL WITH ACCENT 1 @ PLUMBING WALL
- ALL CLASSROOM CORRIDORS (500, 600, 700 & 800, UNLESS OTHERWISE NOTED):
  - PAINT ACCENT STRIPE @ TOP CORRIDOR WALL; ACCENT COLOR SPECIFIED ON DIAGRAM. ACCENT @ TOP MOST PARTIAL BLOCK ONLY. CONTINUE ACCENT @ SOFFIT, PAINT VERTICAL & HORIZONTAL SURFACES. SEE PHOTOGRAPH AND SKETCH FOR WHERE TO START AND STOP ACCENT STRIPE.
  - GROUP RESTROOMS: CONTINUE ACCENT TO UNDERSIDE OF HEADER BUT NOT INTO RESTROOM
  - RECESSES @ DRINKING FOUNTAINS: PAINT INSIDE CORNER TO INSIDE CORNER, ACCENT TO MATCH STRIPE @ TOP



- ① PAINT ACCENT 1 WHERE SHOWN
- ② PAINT ACCENT 2 WHERE SHOWN
- ③ PAINT ACCENT 3 WHERE SHOWN
- ④ PAINT ACCENT 4 WHERE SHOWN
- ⑤ PAINT ACCENT 5 WHERE SHOWN
- ⑥ PAINT ACCENT WHERE SHOWN; ACCENT COLOR TO MATCH ADJACENT CORRIDOR; PAINT CONCRETE COUNTERTOPS AND SUPPORT NEUTRAL
- ⑦ PRESERVE MURAL
- ⑧ PAINT ACCENT WHERE SHOWN; ACCENT COLOR TO MATCH ADJACENT CORRIDOR
- ⑨ PAINT SOFFITS ACCENT 4, HORIZONTAL & VERTICAL SURFACES; PAINT DRINKING FOUNTAIN INSET ACCENT 4; MATCH LOCATION(S) OF EXISTING ACCENTS – PAINT ACCENT 4
- ⑩ MEDIA CENTER: SOFFITS @ CEILING = ACCENT 1, VERTICAL & HORIZONTAL SURFACES; AREA BEHIND ACOUSTICAL PANELS = ACCENT 1, VERTICAL & HORIZONTAL SURFACES, CONTINUE TO ANGLED WALL @ TOP. VERTICAL WALL ABOVE THIS ANGLED WALL TO BE NEW NEUTRAL. ALL OTHER WALLS NEUTRAL, UNLESS OTHERWISE NOTED; PRINCIPAL TO CHOOSE LOCATION OF ACCENT WALL (COLOR TO BE ACCENT 2-5 ABOVE)
- ⑪ GYMNASIUM: ALL WALLS = NEW NEUTRAL; PAINT EXISTING BLUE DUCT ACCENT 3; PAINT STAGE FRONT, STAGE BACK WALL & STAGE CEILING BLACK
- ⑫ CAFETERIA: PAINT SOFFIT ACCENT 1, VERTICAL & HORIZONTAL SURFACES; PAINT WALL BETWEEN SERVING & KITCHEN ACCENT 5;
- ⑬ PAINT OVER MURAL
- ⑭ NEUTRAL THROUGHOUT, UNLESS OTHERWISE NOTED; UPPER WINDOWS ON CONCRETE BLOCK WALL: PAINT INSETS ACCENT 3
- ⑮ STAIRWELLS: PAINT ALL STAIR COMPONENTS; STEEL TO MATCH EXISTING. PAINT CEILING @ 2<sup>ND</sup> FLOOR ACCENT 1

## Tanglewood Middle School 2024 Paint Scope

---

- PAINT ALL paintable doors, frames, storefronts and mullions, both sides, throughout facility. Prepare surfaces for proper adhesion prior to painting.
- Where applicable, repair all pre-cast joints, minor block joints and sheetrock cracks within painted areas. Patch all holes without screws or hanging equipment.
- Protect all murals unless otherwise noted.
- Protect all prometean boards and parts. Do not disassemble any parts.
- PAINT ALL PAINTABLE INTERIOR SURFACES INCLUDING CEILINGS, UNLESS OTHERWISE NOTED
- START AND STOP ALL ACCENT COLORS @ INSIDE CORNERS, UNLESS OTHERWISE NOTED
- NEW NEUTRAL = SW 7012 CREAMY
- ACCENT 1 = SW 6247 KRYPTON
- ACCENT 2 = SW 9151 DAPHNE
- ACCENT 3 = SW 7602 COMMODORE
- EXTERIOR:
  - PAINT ALL HOLLOW METAL DOORS AND FRAMES TO MATCH EXISTING
- ALL WALLS TO BE NEW NEUTRAL, UNLESS OTHERWISE NOTED
- ALL INTERIOR HOLLOW METAL FRAMES AND DOORS TO MATCH EXISTING
- ALL OFFICES TO BE NEW NEUTRAL WITH ACCENT 1 @ EXISTING ACCENT WALL, UNLESS OTHERWISE NOTED
- ALL CLASSROOMS TO BE NEW NEUTRAL WITH ACCENT 1 @ EXISTING ACCENT WALL, UNLESS OTHERWISE NOTED
- ALL SINGLE OCCUPANT RESTROOMS TO BE NEW NEUTRAL
- GYMNASIUM: NEW NEUTRAL THROUGHOUT; CEILING AND DUCTWORK CEILING WHITE

- ① CAFETORIUM: NEW NEUTRAL THROUGHOUT; EXTERIOR BLUE WALL TO BE ACCENT 3; KITCHEN SERVING WALL ACCENT 1 BOTH SIDES; PAINT STAGE FRONT BLACK; LIGHTING SOFFIT AND CEILING TO BE CEILING WHITE; REMAINING SOFFIT ACCENT 1 BOTH HORIZONTAL AND VERTICAL SURFACES
- ② LOCKER ROOMS: NEW NEUTRAL THROUGHOUT; ACCENT STRIPING WHERE SHOWN - BOTTOM HALF OF TOP BLOCK ACCENT 2, NEXT FULL BLOCK ACCENT 3; PAINT EXISTING BLUE BASES ACCENT 3
- ③ ACCENT 3 AT SOFFIT FOR VERTICAL FACE ONLY AT INSET; OTHER HORIZ AND VERT SURFACES CEILING WHITE; SEE PHOTO
- ④ ACCENT 2 WHERE SHOWN
- ⑤ PRESERVE MURAL
- ⑥ ACCENT 1 WHERE SHOWN
- ⑦ ACCENT 3 WHERE SHOWN
- ⑧ PRINCIPAL'S OFFICE: EXISTING ACCENT WALL TO BE ACCENT 3; ALL OTHER WALLS ACCENT 1
- ⑨ PAINT HORIZONTAL AND VERTICAL SURFACES ACCENT 2; CONTINUE ACCENT 2 TO UNDERSIDE OF ROOF DECK
- ⑩ GREEN SCREEN WHERE SHOWN
- ⑪ FRONT OFFICE SOFFIT: ACCENT 1 AT CURVED SOFFIT HORIZ AND VERT; ACCENT 1 AT HORIZ LIGHTING SURFACE; ALL OTHER SOFFIT CEILING WHITE

## Travelers Rest High School 2024 Paint Scope

---

- PAINT ALL paintable doors, frames, storefronts and mullions, both sides, throughout facility. Prepare surfaces for proper adhesion prior to painting.
- Where applicable, repair all pre-cast joints, minor block joints and sheetrock cracks within painted areas. Patch all holes without screws or hanging equipment.
- Paint over all murals except where noted.
- Protect all promethean boards and parts. Do not disassemble any parts.
- PAINT ALL PAINTABLE INTERIOR SURFACES INCLUDING CEILINGS, UNLESS OTHERWISE NOTED
- START AND STOP ALL ACCENT COLORS @ INSIDE CORNERS, UNLESS OTHERWISE NOTED
- NEW NEUTRAL = SW 9166 DRIFT OF MIST
- ACCENT 1 = SW 6526 ICELANDIC
- ACCENT 2 = SW 6241 ALEUTIAN
- ACCENT 3 = SW 6966 BLUEBLOOD
- ACCENT 4 = SW 6907 FORSYTHIA
- ACCENT 5 = SW 7073 NETWORK GRAY
- Color 6 = sw 7043 worldly gray
- EXTERIOR:
  - PAINT ALL HOLLOW METAL DOORS AND FRAMES TO MATCH EXISTING
- ALL WALLS TO BE NEW NEUTRAL, UNLESS OTHERWISE NOTED
- ALL INTERIOR HOLLOW METAL FRAMES AND DOORS TO be color 6
- ALL OFFICES TO BE NEW NEUTRAL WITH ACCENT 1 @ WALL OPPOSITE DOOR, UNLESS OTHERWISE NOTED
- ALL CLASSROOMS TO BE NEW NEUTRAL WITH ACCENT 1 @ EXTERIOR WALL, UNLESS OTHERWISE NOTED
- ALL SINGLE OCCUPANT RESTROOMS TO BE NEW NEUTRAL
- ATHLETIC FACILITIES:
  - TICKET BOOTH: PAINT INSIDE NEW NEUTRAL;
  - CONCESSIONS: PAINT INSIDE NEW NEUTRAL; PAINT ACCENT 3 STRIPE EXTENT OF WINDOW HEIGHT ON BOTH smooth PRECAST SIDES; PAINT 8" BAND OF ACCENT 4 ABOVE BLUE STRIPE
  - RESTROOMS INTERIOR: PAINT 13<sup>TH</sup> BLOCK ACCENT 3; PAINT 3" OF NEXT BLOCK UP ACCENT 4; NEW NEUTRAL ALL ELSE; PAINT CEILING AND DOUBLE T PRECAST WHITE
  - SOFTBALL DUGOUT: PAINT EXISTING BLUE FACIA ACCENT 3; PAINT EXISTING BROWN STRIPE ACCENT 4
  - BASEBALL PRESSBOX: PAINT DOOR AND FRAME TO MATCH EXISTING
  - BASEBALL DUGOUT: PAINT EXISTING BLUE TRIM ACCENT 3; PAINT EXISTING BROWN STRIPE ACCENT 4
  - FOOTBALL PRESSBOX: PAINT EXTERIOR DOORS & FRAMES TO MATCH EXISTING; PAINT INTERIOR FRAMES BLACK; NO PAINT ON WALLS

- ① preserve MURAL
- ② PAINT EXISTING BRICK WALLS with horizontal stripes, 4 colors tbd; see photograph 1
- ③ NEW NEUTRAL THROUGHOUT; COVER GREEN SCREEN
- ④ PAINT RAILING color 6
- ⑤ not used
- ⑥ PAINT LIGHTWELLS ACCENT 1 ALL VERTICAL SURFACES; all other ceiling drywall to be ceiling white
- ⑦ GYMNASIUM: COVER MURALS; PAINT ACOUSTICAL PANELS; SCHEME TBD – assume 3 color stripe as accent;  
PAINT CEILING
- ⑧ COVER MURALS; PAINT CEILING
- ⑨ ACCENT KITCHEN SERVING WALL ACCENT X BOTH SIDES
- ⑩ PAINT CMU WALLS TBD; PAINT CEILING AND EDGE OF PRECAST CEILING ONLY
- ⑪ SOFFIT TBD
- ⑫ Wrestling ROOM TBD
- ⑬ GYMNASIUM: PAINT ALL ACOUSTICAL PANELS; MATCH WALL, SCHEME TBD
- ⑭ LOCKER ROOM: PAINT BASES TBD; STRIPING AT TOP TBD
- ⑮
- ⑯
- ⑰
- ⑱
- ⑳
-

## Wade Hampton High School 2024 Paint Scope – CORE SPACES

---

- PAINT ALL paintable doors, frames, storefronts and mullions, both sides, throughout facility. Prepare surfaces for proper adhesion prior to painting.
- Where applicable, repair all pre-cast joints, minor block joints and sheetrock cracks within painted areas. Patch all holes without screws or hanging equipment.
- Protect all murals unless otherwise noted.
- Protect all promethean boards and parts. Do not disassemble any parts.
- PAINT ALL PAINTABLE INTERIOR SURFACES INCLUDING CEILINGS, UNLESS OTHERWISE NOTED
- START AND STOP ALL ACCENT COLORS @ INSIDE CORNERS, UNLESS OTHERWISE NOTED
- DO NOT PAINT SINGLE OCCUPANT RESTROOMS
- DO NOT PAINT CLASSROOMS, UNLESS OTHERWISE NOTED
- DO NOT PAINT OFFICES, UNLESS OTHERWISE NOTED
- INCLUDING PAINTING OF ATHLETIC WING - ALL SPACES INCLUDING OFFICES
- NEW NEUTRAL = SW 7661 REFLECTION
- ACCENT 1: SW 6871 Positive Red
- ACCENT 2: SW 7073 Network Gray Mid gray
- ACCENT 3: SW 6257 Gibraltar Dark gray
- ACCENT 4: SW 7663 Monorail Silver Light gray
- PE106: All walls = SW 7073 Network Gray
- Cafeteria:
  - All walls = new neutral
  - Soffit: new red @ insets, to match existing extents; rectangular soffit between angled ceilings: inside vertical face to be SW 6257 Gibraltar
  - Preserve murals @ slanted ceilings
- Kitchen:
  - New neutral throughout, including over existing W, H, red and black accents
  - (4) ceiling soffits - paint interior vertical face SW 6871 Positive Red to match cafeteria
  - Accent SW 7073 Network Gray where shown
  - All handrails to be black
- Group toilets @ cafeteria:
  - All walls = new neutral except as noted below
  - Add accent to top block around entire room; accent = SW 6871 Positive Red
  - Accent wall shown, inside corner to inside corner; accent = SW 6257 Gibraltar
- Auditorium:
  - Paint stage floor black
  - Existing dark gray walls to be SW 7073 Network Gray (including ceiling in this area)
  - All other auditorium walls = new neutral
  - ADA ramp: handrail & mesh panels = SW 7073 Network Gray
- Group toilets on related arts corridor, new neutral throughout
- Corridor serving FA102 - FA 107:
  - New neutral throughout
  - All insets to classrooms = SW 7073 Network Gray
- Health suite:
  - Paint new neutral throughout

- Add accent where shown; accent = SW 7073 Network Gray
- Do not paint offices or restrooms
- Insets to classrooms on 100, 200 & 300 Corridors: Inside corner to inside corner; accent = SW 7073 Network Gray
- Front office & admin suite
  - All walls = new neutral unless noted otherwise
  - Wall behind reception desk = SW 7073 Network Gray
  - Do not paint offices
- Corridor accent where shown; accent = SW 7663 Monorail Silver
- EXTERIOR:
  - PAINT ALL HOLLOW METAL DOORS AND FRAMES TO MATCH EXISTING
- ATHLETIC FACILITIES (ON CAMPUS)
  - PAINT ALL HOLLOW METAL DOORS AND FRAMES TO MATCH EXISTING
  - PAINT ALL HANDRAILS TO MATCH EXISTING
  - PAINT STORAGE BUILDING EXTERIOR NEW NEUTRAL
  - PAINT ALL OTHER BUILDINGS ACCENT 2 AT LOWER 5 BLOCKS; ACCENT 1 NEXT BLOCK UP; ACCENT 3 NEXT BLOCK UP; ACCENT 2 REMAINING INCLUDING PAINTABLE UPPER TRIM
  - PRESERVE SHIELD MURAL AT RESTROOM BUILDING – TERMINATE ACCENT STRIPING AT MURAL AT ANGLE TO CREATE DIAMOND BORDER; COVER GENERAL LETTERING
  - RESTROOMS NEW NEUTRAL; UPPER TRIM PIECE ACCENT 3; PARTIAL BLOCK ACCENT 1
- ATHLETIC FACILITIES (OFF CAMPUS)
  - PRESSBOX - ACCENT 2 AT LOWER 5 BLOCKS; ACCENT 1 NEXT BLOCK UP; ACCENT 3 NEXT BLOCK UP; ACCENT 2 REMAINING INCLUDING UPPER SECTION
  - SOFTBALL DUGOUTS – PAINT FACIA ACCENT 2; TOP BLOCK ACCENT 2; NEXT BLOCK ACCENT 3; NEXT BLOCK ACCENT 1; ALL ELSE BELOW ACCENT 2; COVER MURAL
  - BASEBALL DUGOUTS - PAINT FACIA ACCENT 2; TOP BLOCK ACCENT 2; NEXT BLOCK ACCENT 3; NEXT BLOCK ACCENT 1; ALL ELSE BELOW ACCENT 2; COVER MURAL



① Gymnasium

- Paint everything @ ceiling plane including structure, ductwork & decking;
- Existing red walls = SW 6871 Positive Red
- Existing white walls = SW 7073 Network Gray

② Main Athletic Corridor between Gymnasium & PE106:

- All walls, except as noted below: SW 7663 Monorail Silver
- Corridor wall adjacent to PE106 (from exterior door to exterior door, wrapping corner): 1st 6 courses = SW 7073 Network Gray; 7th course = SW 6871 Positive Red; all other courses = SW 7663 Monorail Silver
- All GWB soffits over doors in these corridors: horizontal and vertical surface(s) to match adjacent wall color
- (3) exterior door walls & (1) door entering commons: SW 6871 Positive Red, inside corner to inside corner (walls only)
- Door insets to multi-purpose room, auxiliary gym and (2) locker rooms across the hall: SW 6871 Positive Red, inside corner to inside corner (walls only)
- Inset @ drinking fountain = SW 6871 Positive Red

③ All walls new neutral with accent 2 where shown; If accent wall is not identified on plan, paint new accent on existing accent wall – NO PAINT IF CLASSROOM

④ Locker Rooms

- Paint all paintable ceilings ceiling white
- All walls = SW 7663 Monorail Silver
- All concrete countertops & concrete locker bases = SW 7073 Network Gray

⑤ Aux Gym & Multipurpose Room Bottom stripe = SW 7073 Network Gray

- Red stripe = SW 6871 Positive Red
- All other wall surfaces = new neutral
- Paint everything @ ceiling plane including structure, ductwork & decking

⑥ PE118 All walls = SW 7663 Monorail Silver

⑦ Do not paint

⑧ Soffit: Paint interior vertical face of soffit SW 6257 Gibraltar

⑨ Soffit: Paint horizontal & vertical faces of soffit SW 7073 Network Gray

⑩ Group toilets on classroom corridors:

- Drinking fountain insets, inside corner to inside corner = SW 6871 Positive Red
- Accent wall where shown = SW 7073 Network Gray

⑪ Media Center (INCLUDE OFFICES & ROOMS):

- Cover murals @ soffit
- All walls = SW 7663 Monorail Silver except as noted below
- Existing dark gray wall = SW 6257 Gibraltar
- Accent where shown = SW 7073 Network Gray

- Soffit above circulation desk:
  - Vertical & horizontal surfaces = SW 6871 Positive Red
  - All other soffits to be ceiling white
- Paint existing accent wall in office SW 7073 Network Gray

⑫ Guidance Suite: All walls new neutral except as noted below:

- Existing accent wall with gray/red angled line: match pattern with new colors (Network Gray & Positive Red)
- All offices NO PAINT
- Accent = SW 7663 Monorail Silver where shown
- Steel @ fire shutter: paint to match adjacent wall color

⑬ Accent inside corner to inside corner, Accent = SW 6871 Positive Red

## WESTCLIFFE ELEMENTARY SCHOOL 2024 PAINT SCOPE

---

- PAINT ALL PAINTABLE DOORS, FRAMES, STOREFRONTS AND MULLIONS, BOTH SIDES, THROUGHOUT FACILITY. PREPARE SURFACES FOR PROPER ADHESION PRIOR TO PAINTING.
- WHERE APPLICABLE, REPAIR ALL PRE-CAST JOINTS, MINOR BLOCK JOINTS AND SHEETROCK CRACKS WITHIN PAINTED AREAS. PATCH ALL HOLES WITHOUT SCREWS OR HANGING EQUIPMENT.
- PROTECT ALL MURALS UNLESS OTHERWISE NOTED.
- PROTECT ALL PROMETHEAN BOARDS AND PARTS. DO NOT DISASSEMBLE ANY PARTS.
- PAINT ALL PAINTABLE INTERIOR SURFACES INCLUDING CEILINGS, UNLESS OTHERWISE NOTED
- START AND STOP ALL ACCENT COLORS @ INSIDE CORNERS, UNLESS OTHERWISE NOTED
- NEW NEUTRAL = SW 7010 WHITE DUCK
- ACCENT 1 = SW 6531 INDIGO
- ACCENT 2 = SW 6242 BRACING BLUE
- ACCENT 3 = SW 6247 KRYPTON
- EXTERIOR:
  - PAINT ALL LINTELS SW 6075 GARRET GRAY
  - PAINT ALL HOLLOW METAL DOORS, FRAMES, AND HANDRAILS SW 6075 GARRET GRAY
  - PAINT PREVIOUSLY PAINTED CANOPY COLUMNS AND STEEL SW 6075 GARRET GRAY
  - PAINT KINDERGARTEN PLAY AREA CEILING WHITE
- PAINT ALL PREVIOUSLY PAINTED STOREFRONT SW 6075 GARRET GRAY
- PAINT MAIN ENTRY CORRIDOR ROOF DECK AND STEEL CEILING WHITE
- ALL WALLS TO BE NEW NEUTRAL, UNLESS OTHERWISE NOTED
- ALL GYPSUM CEILINGS TO BE CEILING WHITE
- ALL INTERIOR HOLLOW METAL FRAMES AND DOORS SW 6075 GARRET GRAY
- ALL OFFICES TO BE NEW NEUTRAL, UNLESS OTHERWISE NOTED
- ALL CLASSROOMS TO BE NEW NEUTRAL WITH ACCENT 1 @ TEACHING WALL, UNLESS OTHERWISE NOTED
- ALL SINGLE OCCUPANT RESTROOMS TO BE NEW NEUTRAL
  
- ① SW 6924 DIRECT GREEN WHERE SHOWN
- ② PAINT SOFFIT VERTICAL & HORIZONTAL SURFACES ACCENT 2
- ③ PRESERVE MURAL
- ④ ACCENT 3 WHERE SHOWN
- ⑤ PAINT SPACE NEW NEUTRAL
- ⑥ ACCENT 2 WHERE SHOWN; START AND STOP @ INSIDE CORNERS; PAINT HORIZONTAL AND VERTICAL SURFACES
- ⑦ PRESERVE MURAL; PAINT AS CLOSE TO EXISTING ROUND MURAL
- ⑧ PRESERVE MURAL; CREATE VERTICAL HARD EDGE AT BOTH SIDES
- ⑨ FRONT OFFICE: PAINT BLOCK WALLS ACCENT 3
- ⑩ GYMNASIUM: ALL VERTICAL SURFACES NEW NEUTRAL; EXISTING BLUE BAND PAINT ACCENT 1; PAINT CEILING AND DUCTWORK CEILING WHITE
- ⑪ NOT USED
- ⑫ PAINT ALL PREVIOUSLY PAINTED STOREFRONT SW 6075 GARRET GRAY
- ⑬ PAINT SOFFIT VERTICAL & HORIZONTAL ACCENT 1
- ⑭ ACCENT 2 WHERE SHOWN; START & STOP AT INSIDE CORNERS